



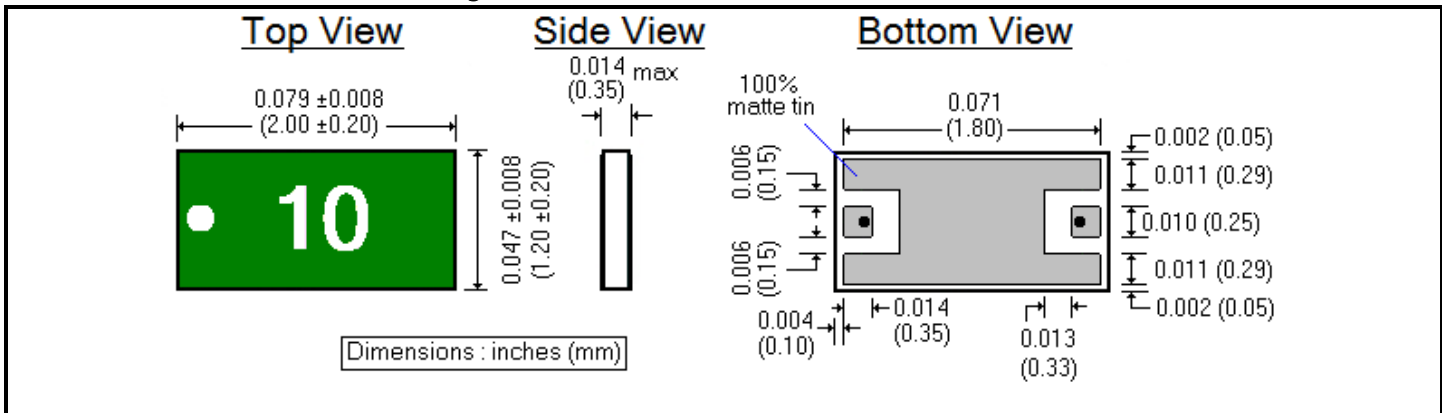
Product Family: [High Frequency Chip Attenuators](#)
Part Number Series: [ATT Series](#)



	<p>Construction:</p> <ul style="list-style-type: none"> • High Purity Alumina Substrate • Ni alloy thin-film resistive elements • Ground-Signal-Ground (GSG), Land Grid Array (LGA) construction • 100% matte tin over nickel terminations (RoHS compliant and Pb Free) 	<p>Features:</p> <ul style="list-style-type: none"> • 0805 English case size • Attenuation values between 0-10dB • DC-30Ghz performance • 50Ω impedance • High volume production suitable for commercial and special applications
--	--	---

Description:
 These precision chip attenuators exhibit excellent high frequency characteristics. The Ground-Signal-Ground (GSG), LGA surface mount package is ideal for applications requiring low noise, low inductance and low parasitic capacitance. The thin film metallization provides for very stable characteristics over temperature and time.

Product Dimensions and Marking:



Schematic and Product Marking:

<p>Schematic:</p>	<p>Marking:</p> <p>Marking Shall Include:</p> <ul style="list-style-type: none"> • Input-end Identifier • 1 or 2 digits to specify the attenuation value
--------------------------	--

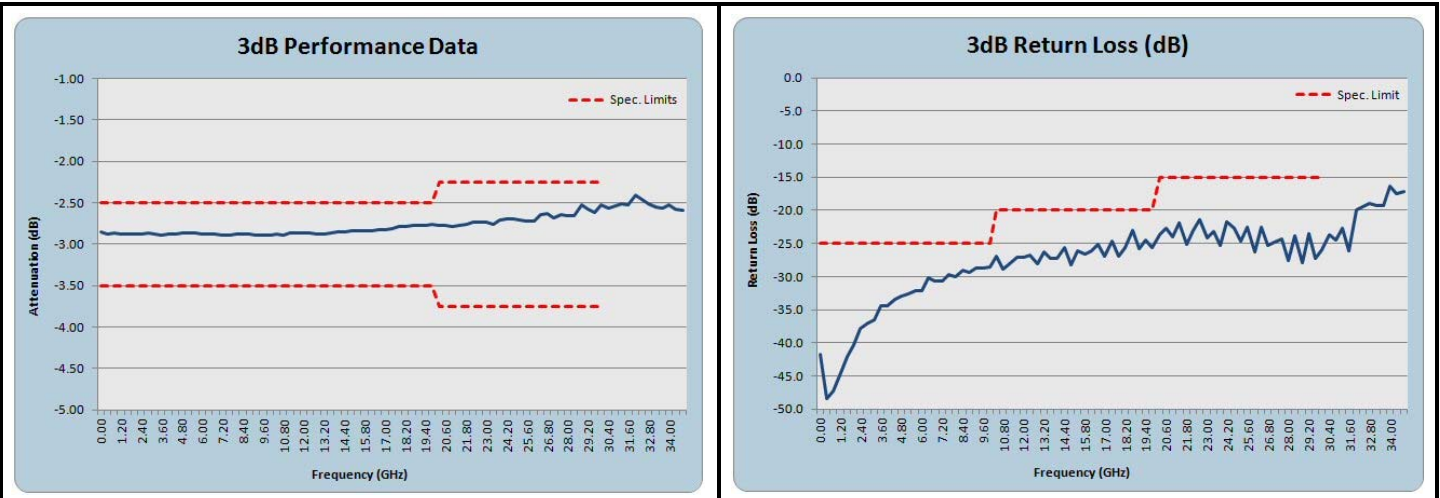
ATT Series Part Numbering: Ex: ATT0805-03R0DB-T1

Product Designator	English Size (Metric)	Attenuation Value	T&R Packaging Quantity
ATT	0805- (2012)	6 digits. "R" denotes decimal position (i.e. "00R0DB" = 0dB, "10R0DB" = 10.0dB)	T1 = 100/Reel T5 = 500/Reel T10 = 1,000/Reel

Electrical Specifications:

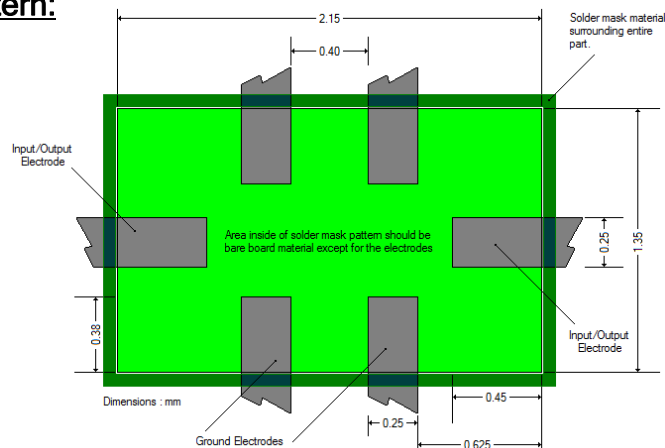
Type	ATT0805
English Size	0805
Metric Size	2012
Attenuation Offering (dB)	0~10 in 1.0dB steps
Attenuation Tolerance	±0.5dB between DC and 20GHz ±0.75dB between 20GHz and 30GHz
Impedance (Ω)	50Ω
Return Loss	≤25dB between DC and 10GHz ≤20dB between 10GHz and 20GHz ≤15dB between 20GHz and 30GHz
Frequency Range (GHz)	DC~30
Power Rating	100mW
Operating Temp. Range	-55°C ~ +125°C
Packaging	100 pcs/reel , 500 pcs/reel or 1,000 pcs/reel

Typical Performance Plots:



Note: Performance data was taken with probe measurements. Contact factory for plots showing mounted and de-embedded results.

Recommended Land Pattern:



Please call the factory for DXF output of Land Pattern